

# **AP 2-D Art and Design Portfolio**

Kristen Hackos

2021



## Image 1

Sustained Investigation

**Height:** 13 inches

**Width:** 19 inches

**Material(s):** Clip Studio Paint

**Process(es):** Dark pencil brush lineart, watercolor brush color, shaded on multiply layer



## Image 2

Sustained Investigation

**Height:** 19 inches

**Width:** 13 inches

**Material(s):** Clip Studio Paint

**Process(es):** Lighter pencil sketch, Mapping pen lineart, shaded on multiply layer, highlights on glow dodge layer



### Image 3

Sustained Investigation

**Height:** 19 inches

**Width:** 13 inches

**Material(s):** Clip Studio Paint

**Process(es):** Mapping pen lineart, shaded on multiply player, highlights on glow dodge layer, watercolor brush BG



### Image 4

Sustained Investigation

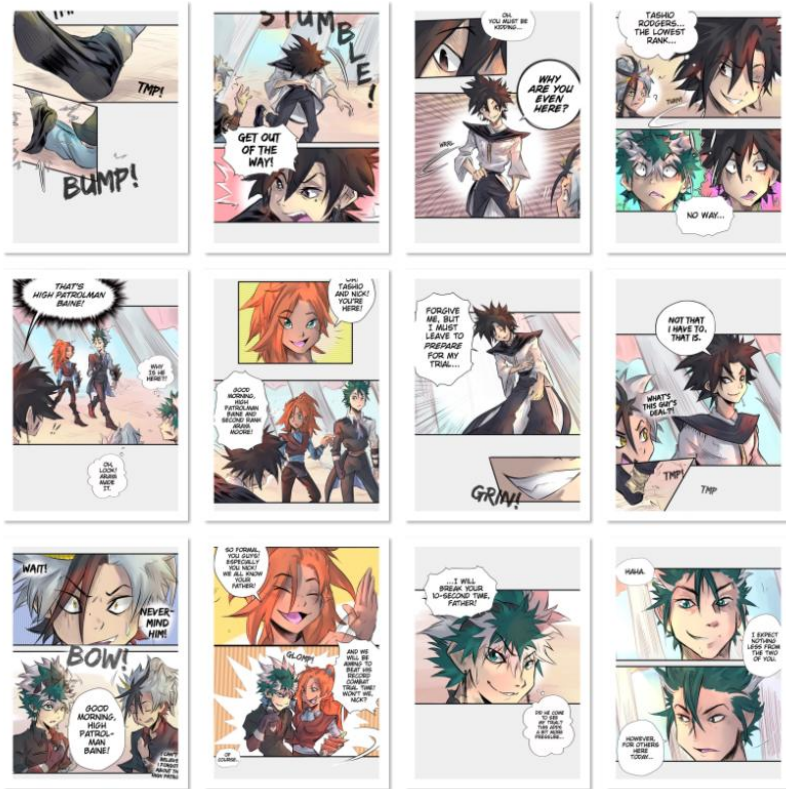
**Height:** 19 inches

**Width:** 13 inches

**Material(s):** Clip Studio Paint

**Process(es):** Mapping pen lineart, shaded on multiply at 33 percent opacity, glow dodge highlights, gradient BG





## Image 5

Sustained Investigation

Height: 20 inches

Width: 20 inches

Material(s): Clip Studio Paint, Jump Paint

Process(es): Scripted episode, 12-page storyboard, sketch, lineart, color, add dialogue, read left to right



## Image 6

Sustained Investigation

Height: NA


Width: NA

Material(s): Clip Studio Paint, Jump Paint

Process(es): Detail Process. Mapping pen lineart, shaded on multiply layer, glow dodge highlights, grey tint BG







## Image 9

Sustained Investigation

Height: 20 inches

Width: 20 inches

Material(s): Clip Studio Paint, Jump Paint

Process(es): Scripted episode, 12-page storyboard, sketch, lineart, color, add dialogue, read left to right



## Image 10


Sustained Investigation

Height: NA

Width: NA

Material(s): Clip Studio Paint, Jump Paint

Process(es): Detail Process. Mapping pen lineart, shaded on multiply layer, glow dodge highlights, grey tint BG



## Image 11

Sustained Investigation

Height: 20 inches

Width: 20 inches

Material(s): Clip Studio Paint, Jump Paint

Process(es): Scripted episode, 12-page storyboard, sketch, lineart, color, add dialogue, read left to right



## Image 12

Sustained Investigation


Height: NA

Width: NA

Material(s): Clip Studio Paint, Jump Paint

Process(es): Detail Process. Mapping pen lineart, shaded on multiply layer, glow dodge highlights, black BG





## Image 13

Sustained Investigation

Height: 20 inches

Width: 20 inches

Material(s): Clip Studio Paint, Jump Paint

Process(es): Scripted episode, 12-page storyboard, sketch, lineart, color, add dialogue, read left to right



## Image 14

Sustained Investigation

Height: NA

Width: NA

Material(s): Clip Studio Paint, Jump Paint

Process(es): Detail Process. Mapping pen lineart, shaded on multiply layer, glow dodge highlights, grey tint BG





## Image 15

Sustained Investigation

Height: NA

Width: NA

Material(s): Clip Studio Paint, Jump Paint

Process(es): Process. pencil brush sketch, mapping pen lineart with brown BG lineart, base color, shading

## Written Evidence

Sustained Investigation

Identify the question(s) or inquiry that guided your sustained investigation.

Describe how your sustained investigation shows evidence of practice, experimentation, and revision guided by your question(s) or inquiry.

### Response:

As of late, my work has developed a style that is very character and narrative based, and the best way to have explored these themes, in my mind, was comic creation. So, for my main project of this investigation, I chose for my work to closely align with key elements of Korean Manwha Storytelling, in other words, scroll webcomics. Images 5, 7, 9, 11, and 13 feature scenes of interacting characters from Liar's Open Fire, the story's title. Each image consists of 12 pages and form an "episode" of a comic, and can be read left to right, but these pages are meant to be read up to down, scroll-style, to more closely resemble Manwha. To get an effect similar to Korean comics, I experiment with panel size, character expression, varying composition, dynamic pose, and interesting dialogue and design, all in the attempt to pique a reader's interest into the story. For example, Image 10 shows two scared characters hunched over, and behind them the enemy character stands tall and nonchalant, and the "D-Dun!" sound effect emphasizes the surprise. Also, Manwha-style comics are colored, and the illustrations in images 1, 2, 3, and 4 use the coloring techniques I had developed during this project.



## Work 1

Selected Works

**Height:** 19 inches

**Width:** 13 inches

**Idea(s):** Injured character ready to end a battle, intense, powerful, walking towards the viewer.

**Material(s):** Clip studio paint

**Process(es):** Mapping pen lineart, shaded on multiply layer, highlights on glow dodge layer, watercolor brush BG



## Work 2

Selected Works

**Height:** 19 inches

**Width:** 13 inches

**Idea(s):** Comic panel, character mid-battle flying in the air, close-up hand to full body, action sequence.

**Material(s):** Clip studio paint, Jump Paint

**Process(es):** Mapping pen lineart, shaded on multiply layer, glow dodge highlights, grey tint BG



### Work 3

Selected Works

**Height:** 10 inches

**Width:** 8 inches

**Idea(s):** Playful and fun character in relaxed pose, bright colors portraying a fun personality

**Material(s):** Clip studio paint

**Process(es):** Mapping pen lineart, base color layer, shaded on multiply layer, glow dodge highlights, orange BG



### Work 4

Selected Works

**Height:** 19 inches

**Width:** 13 inches

**Idea(s):** Action scene illustration, one character attacking from above and fierce character below, climactic

**Material(s):** Clip studio paint

**Process(es):** Traditional sketch, mapping pen lineart, cell shade on multiply layer, glow dodge, gradient BG





## **Work 5**

Selected Works

**Height:** 19 inches

**Width:** 13 inches

**Idea(s):** Serious tone  
monochromatic illustration,  
character wading in a dark pool  
staring upwards

**Material(s):** Clip studio paint

**Process(es):** Lighter pencil lineart,  
pastel brush shading and dark fill  
areas, gray pastel shadows